

Item Statistics:

	Questions1	Questions2	Questions3	Questions4	Questions5	Questions6	Questions7
Sample Size	9	9	9	9	9	9	9
Number Missing	0	0	0	0	0	0	0
Mean	1.00	1.00	1.00	1.22	1.11	1.33	1.00
Variance	0.00	0.00	0.00	0.19	0.11	0.25	0.00
Standard Deviation	0.00	0.00	0.00	0.44	0.33	0.50	0.00
Standard Error	0.00	0.00	0.00	0.15	0.11	0.17	0.00
Minimum	1.00	1.00	1.00	1.00	1.00	1.00	1.00
Maximum	1.00	1.00	1.00	2.00	2.00	2.00	1.00
Median	1.00	1.00	1.00	1.00	1.00	1.00	1.00
Range	0.00	0.00	0.00	1.00	1.00	1.00	0.00
Sum	9.00	9.00	9.00	11.00	10.00	12.00	9.00
Sum of Squares	9.00	9.00	9.00	15.00	12.00	18.00	9.00
Skewness	-	-	-	1.62	3.00	0.86	-
Kurtosis	-	-	-	0.73	9.00	-1.71	-
T Value	-	-	-	8.32	10.00	8.00	-
Mean Abs. Dev.	0.00	0.00	0.00	0.35	0.20	0.44	0.00
Percentile (25)	1.00	1.00	1.00	1.00	1.00	1.00	1.00
Percentile (50)	1.00	1.00	1.00	1.00	1.00	1.00	1.00
Percentile (75)	1.00	1.00	1.00	1.50	1.00	2.00	1.00
Inter Qrt. Range	0.00	0.00	0.00	0.50	0.00	1.00	0.00
Con. Interval (1%)	1.00	1.00	1.00	0.73	0.74	0.77	1.00
Con. Interval (5%)	1.00	1.00	1.00	0.88	0.85	0.95	1.00
Con. Interval (95%)	1.00	1.00	1.00	1.56	1.37	1.72	1.00
Con. Interval (99%)	1.00	1.00	1.00	1.72	1.48	1.89	1.00

SOMERS-WILLETT - ENWR312-01 - SPRING 2011

	Questions8	Questions9	Questions10	Questions11	Questions12	Questions13	Questions14
Sample Size	9	9	9	9	9	7	9
Number Missing	0	0	0	0	0	0	0
Mean	1.22	1.11	1.56	1.11	1.11	1.14	1.44
Variance	0.19	0.11	0.53	0.11	0.11	0.14	0.28
Standard Deviation	0.44	0.33	0.73	0.33	0.33	0.38	0.53
Standard Error	0.15	0.11	0.24	0.11	0.11	0.14	0.18
Minimum	1.00	1.00	1.00	1.00	1.00	1.00	1.00
Maximum	2.00	2.00	3.00	2.00	2.00	2.00	2.00
Median	1.00	1.00	1.00	1.00	1.00	1.00	1.00
Range	1.00	1.00	2.00	1.00	1.00	1.00	1.00
Sum	11.00	10.00	14.00	10.00	10.00	8.00	13.00
Sum of Squares	15.00	12.00	26.00	12.00	12.00	10.00	21.00
Skewness	1.62	3.00	1.01	3.00	3.00	2.65	0.27
Kurtosis	0.73	9.00	0.19	9.00	9.00	7.00	-2.57
T Value	8.32	10.00	6.42	10.00	10.00	8.00	8.22
Mean Abs. Dev.	0.35	0.20	0.62	0.20	0.20	0.24	0.49
Percentile (25)	1.00	1.00	1.00	1.00	1.00	1.00	1.00
Percentile (50)	1.00	1.00	1.00	1.00	1.00	1.00	1.00
Percentile (75)	1.50	1.00	2.00	1.00	1.00	1.00	2.00
Inter Qrt. Range	0.50	0.00	1.00	0.00	0.00	0.00	1.00
Con. Interval (1%)	0.73	0.74	0.74	0.74	0.74	0.61	0.86
Con. Interval (5%)	0.88	0.85	1.00	0.85	0.85	0.79	1.04
Con. Interval (95%)	1.56	1.37	2.11	1.37	1.37	1.49	1.85
Con. Interval (99%)	1.72	1.48	2.37	1.48	1.48	1.67	2.03

SOMERS-WILLETT - ENWR312-01 - SPRING 2011

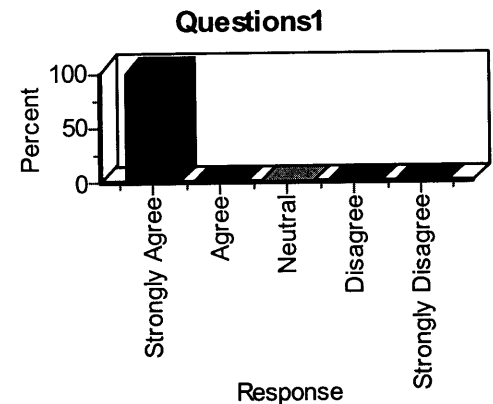
	Questions15	Questions16	Questions17	Questions18	Questions19	Questions20	Questions21
Sample Size	9	9	9	9	9	9	9
Number Missing	0	0	0	0	0	0	0
Mean	1.33	1.11	1.22	1.00	1.56	1.11	1.00
Variance	0.25	0.11	0.19	0.00	1.03	0.11	0.00
Standard Deviation	0.50	0.33	0.44	0.00	1.01	0.33	0.00
Standard Error	0.17	0.11	0.15	0.00	0.34	0.11	0.00
Minimum	1.00	1.00	1.00	1.00	1.00	1.00	1.00
Maximum	2.00	2.00	2.00	1.00	4.00	2.00	1.00
Median	1.00	1.00	1.00	1.00	1.00	1.00	1.00
Range	1.00	1.00	1.00	0.00	3.00	1.00	0.00
Sum	12.00	10.00	11.00	9.00	14.00	10.00	9.00
Sum of Squares	18.00	12.00	15.00	9.00	30.00	12.00	9.00
Skewness	0.86	3.00	1.62	-	2.12	3.00	-
Kurtosis	-1.71	9.00	0.73	-	4.65	9.00	-
T Value	8.00	10.00	8.32	-	4.60	10.00	-
Mean Abs. Dev.	0.44	0.20	0.35	0.00	0.74	0.20	0.00
Percentile (25)	1.00	1.00	1.00	1.00	1.00	1.00	1.00
Percentile (50)	1.00	1.00	1.00	1.00	1.00	1.00	1.00
Percentile (75)	2.00	1.00	1.50	1.00	2.00	1.00	1.00
Inter Qrt. Range	1.00	0.00	0.50	0.00	1.00	0.00	0.00
Con. Interval (1%)	0.77	0.74	0.73	1.00	0.42	0.74	1.00
Con. Interval (5%)	0.95	0.85	0.88	1.00	0.78	0.85	1.00
Con. Interval (95%)	1.72	1.37	1.56	1.00	2.33	1.37	1.00
Con. Interval (99%)	1.89	1.48	1.72	1.00	2.69	1.48	1.00

SOMERS-WILLETT - ENWR312-01 - SPRING 2011

	Questions22	Questions23	class rank	missed classes	expected grade
Sample Size	9	9	9	6	6
Number Missing	0	0	0	0	0
Mean	1.11	1.22	3.00	1.33	1.33
Variance	0.11	0.19	0.50	0.67	0.27
Standard Deviation	0.33	0.44	0.71	0.82	0.52
Standard Error	0.11	0.15	0.24	0.33	0.21
Minimum	1.00	1.00	2.00	1.00	1.00
Maximum	2.00	2.00	4.00	3.00	2.00
Median	1.00	1.00	3.00	1.00	1.00
Range	1.00	1.00	2.00	2.00	1.00
Sum	10.00	11.00	27.00	8.00	8.00
Sum of Squares	12.00	15.00	85.00	14.00	12.00
Skewness	3.00	1.62	0.00	2.45	0.97
Kurtosis	9.00	0.73	-0.29	6.00	-1.88
T Value	10.00	8.32	12.73	4.00	6.32
Mean Abs. Dev.	0.20	0.35	0.44	0.56	0.44
Percentile (25)	1.00	1.00	2.50	1.00	1.00
Percentile (50)	1.00	1.00	3.00	1.00	1.00
Percentile (75)	1.00	1.50	3.50	1.00	2.00
Inter Qrt. Range	0.00	0.50	1.00	0.00	1.00
Con. Interval (1%)	0.74	0.73	2.21	-0.01	0.48
Con. Interval (5%)	0.85	0.88	2.46	0.48	0.79
Con. Interval (95%)	1.37	1.56	3.54	2.19	1.88
Con. Interval (99%)	1.48	1.72	3.79	2.68	2.18

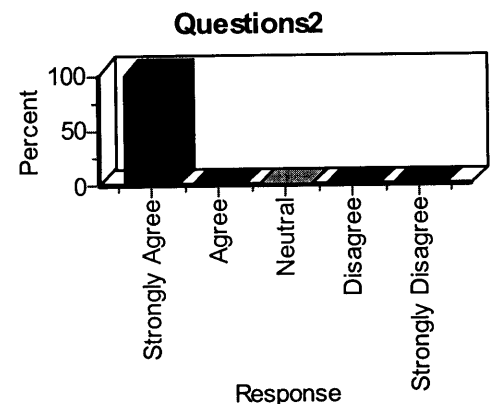
Item Analysis: The instructor was knowledgeable about the subject of this course.

Label	Value	Frequency	Percent
Strongly Agree	1	9	100.00
Agree	2	0	0.00
Neutral	3	0	0.00
Disagree	4	0	0.00
Strongly Disagree	5	0	0.00
Total Valid		9	100.00



Item Analysis: The instructor was always well prepared and organized for class.

Label	Value	Frequency	Percent
Strongly Agree	1	9	100.00
Agree	2	0	0.00
Neutral	3	0	0.00
Disagree	4	0	0.00
Strongly Disagree	5	0	0.00
Total Valid		9	100.00

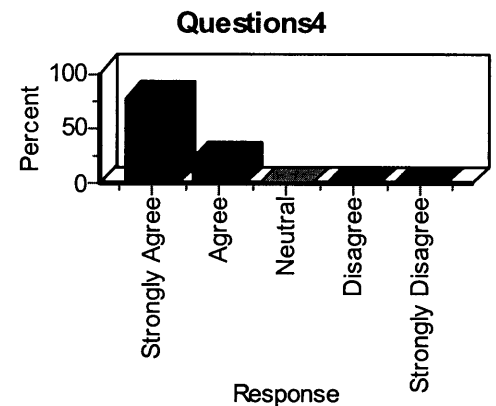


Item Analysis: The instructor gave clear and reasonable course objectives and requirements.

Label	Value	Frequency	Percent
Strongly Agree	1	9	100.00
Agree	2	0	0.00
Neutral	3	0	0.00
Disagree	4	0	0.00
Strongly Disagree	5	0	0.00
Total Valid		9	100.00

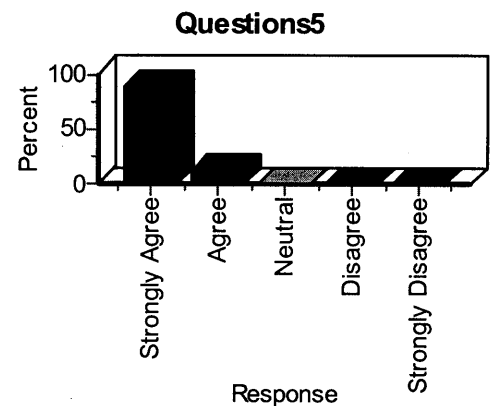
Item Analysis: The instructor required a manageable amount of course work.

Label	Value	Frequency	Percent
Strongly Agree	1	7	77.78
Agree	2	2	22.22
Neutral	3	0	0.00
Disagree	4	0	0.00
Strongly Disagree	5	0	0.00
Total Valid		9	100.00



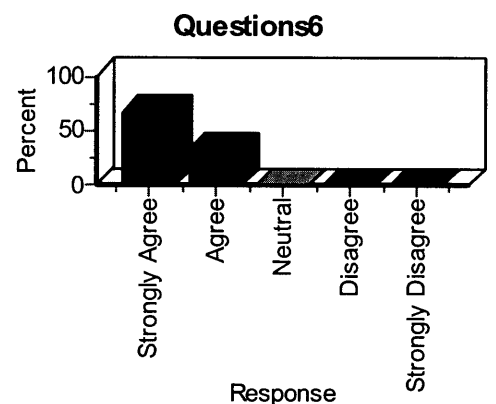
Item Analysis: The instructor successfully clarified and explained difficult materials and topics.

Label	Value	Frequency	Percent
Strongly Agree	1	8	88.89
Agree	2	1	11.11
Neutral	3	0	0.00
Disagree	4	0	0.00
Strongly Disagree	5	0	0.00
Total Valid		9	100.00



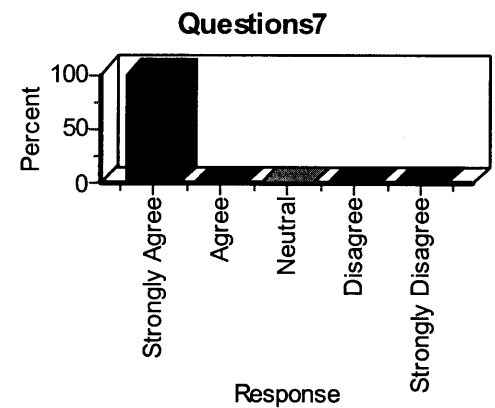
Item Analysis: The instructor seemed to know students did not understand something.

Label	Value	Frequency	Percent
Strongly Agree	1	6	66.67
Agree	2	3	33.33
Neutral	3	0	0.00
Disagree	4	0	0.00
Strongly Disagree	5	0	0.00
Total Valid		9	100.00

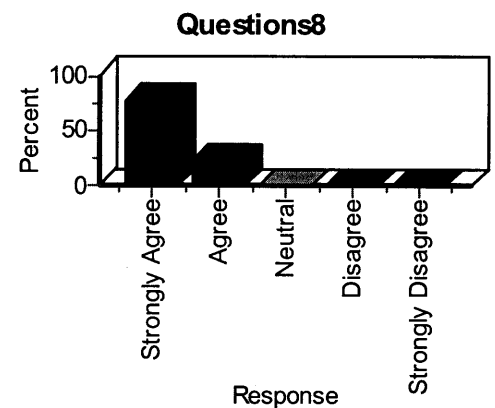


Item Analysis: The instructor gave me helpful feedback on my work.

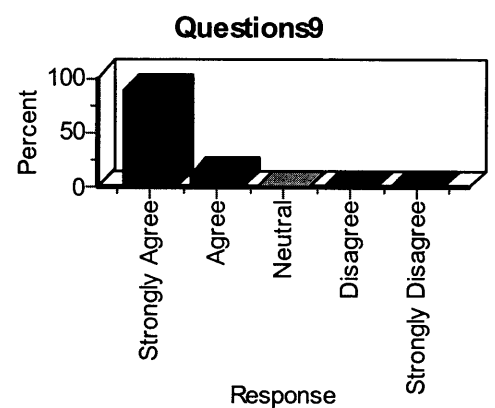
Label	Value	Frequency	Percent
Strongly Agree	1	9	100.00
Agree	2	0	0.00
Neutral	3	0	0.00
Disagree	4	0	0.00
Strongly Disagree	5	0	0.00
Total Valid		9	100.00

**Item Analysis: The instructor was available outside of class to speak with me.**

Label	Value	Frequency	Percent
Strongly Agree	1	7	77.78
Agree	2	2	22.22
Neutral	3	0	0.00
Disagree	4	0	0.00
Strongly Disagree	5	0	0.00
Total Valid		9	100.00

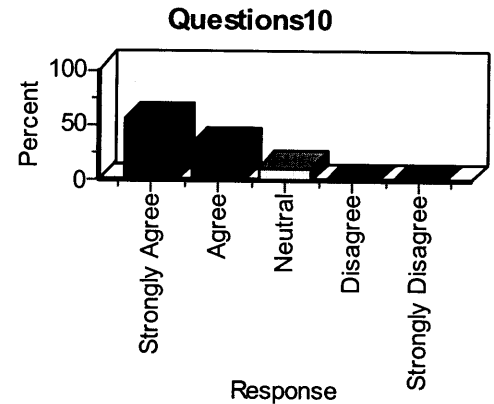
**Item Analysis: The instructor created an atmosphere of mutual respect conducive to learning.**

Label	Value	Frequency	Percent
Strongly Agree	1	8	88.89
Agree	2	1	11.11
Neutral	3	0	0.00
Disagree	4	0	0.00
Strongly Disagree	5	0	0.00
Total Valid		9	100.00



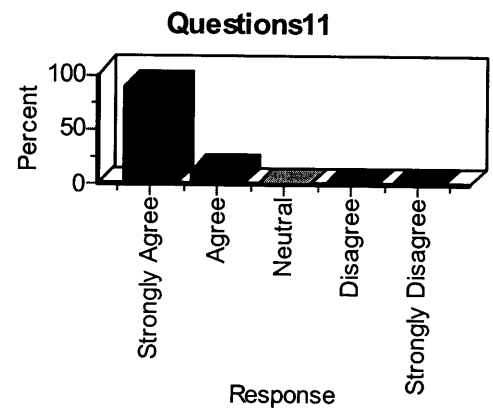
Item Analysis: The instructor helped me integrate what I learned to my experiences outside class.

Label	Value	Frequency	Percent
Strongly Agree	1	5	55.56
Agree	2	3	33.33
Neutral	3	1	11.11
Disagree	4	0	0.00
Strongly Disagree	5	0	0.00
Total Valid		9	100.00



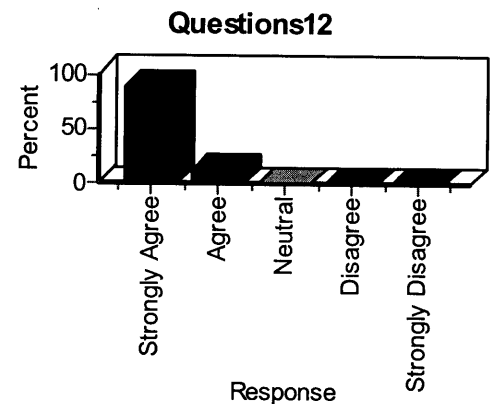
Item Analysis: The instructor returned written work promptly.

Label	Value	Frequency	Percent
Strongly Agree	1	8	88.89
Agree	2	1	11.11
Neutral	3	0	0.00
Disagree	4	0	0.00
Strongly Disagree	5	0	0.00
Total Valid		9	100.00



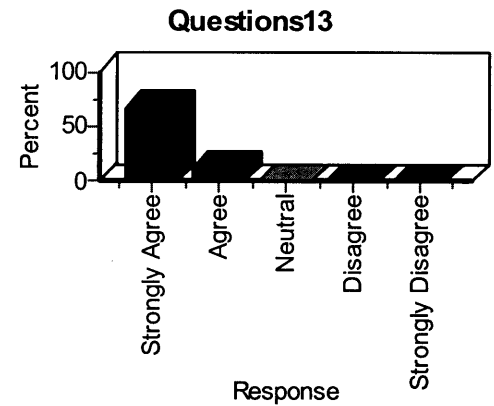
Item Analysis: Tests and assignments reflected what was taught.

Label	Value	Frequency	Percent
Strongly Agree	1	8	88.89
Agree	2	1	11.11
Neutral	3	0	0.00
Disagree	4	0	0.00
Strongly Disagree	5	0	0.00
Total Valid		9	100.00

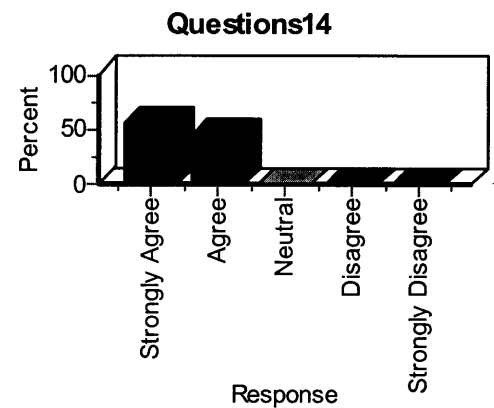


Item Analysis: Tests and assignments were graded fairly.

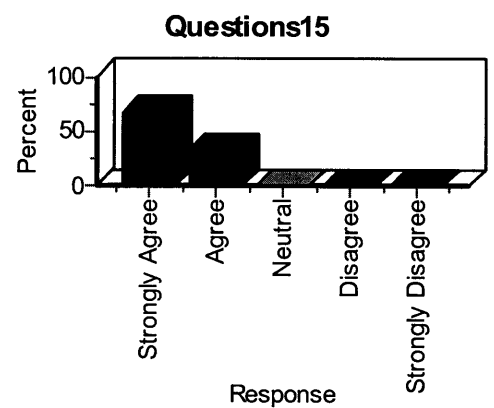
Label	Value	Frequency	Percent
Strongly Agree	1	6	66.67
Agree	2	1	11.11
Neutral	3	0	0.00
Disagree	4	0	0.00
Strongly Disagree	5	0	0.00
Total Valid		7	100.00

**Item Analysis: I, the student became enthusiastic as a result of my instructors presentation.**

Label	Value	Frequency	Percent
Strongly Agree	1	5	55.56
Agree	2	4	44.44
Neutral	3	0	0.00
Disagree	4	0	0.00
Strongly Disagree	5	0	0.00
Total Valid		9	100.00

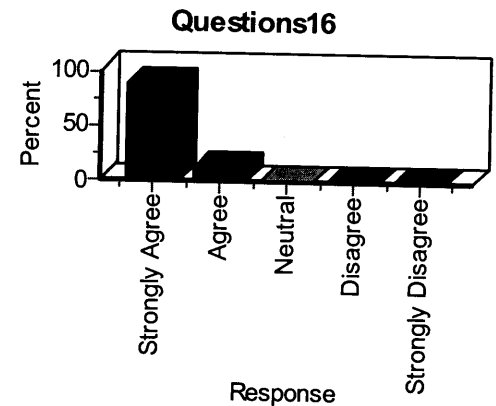
**Item Analysis: I, the student was motivated to work hard by what we did in class.**

Label	Value	Frequency	Percent
Strongly Agree	1	6	66.67
Agree	2	3	33.33
Neutral	3	0	0.00
Disagree	4	0	0.00
Strongly Disagree	5	0	0.00
Total Valid		9	100.00



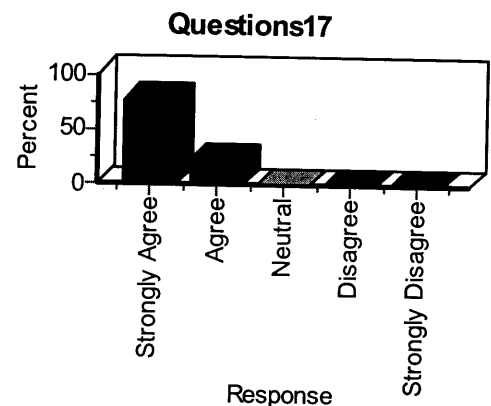
Item Analysis: I, the student did not have trouble understanding when my instructor spoke.

Label	Value	Frequency	Percent
Strongly Agree	1	8	88.89
Agree	2	1	11.11
Neutral	3	0	0.00
Disagree	4	0	0.00
Strongly Disagree	5	0	0.00
Total Valid		9	100.00



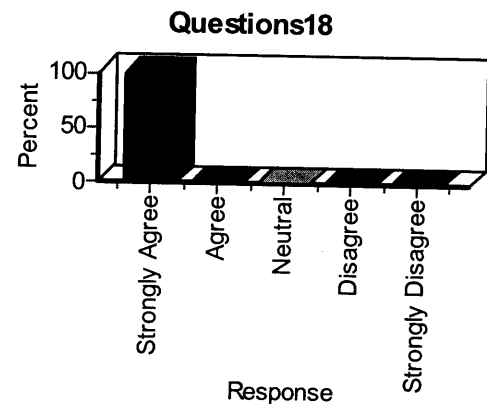
Item Analysis: I, the student was encouraged to think critically about what we were studying.

Label	Value	Frequency	Percent
Strongly Agree	1	7	77.78
Agree	2	2	22.22
Neutral	3	0	0.00
Disagree	4	0	0.00
Strongly Disagree	5	0	0.00
Total Valid		9	100.00



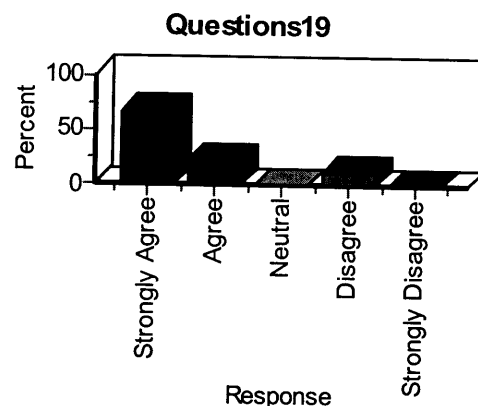
Item Analysis: I, the student felt comfortable asking questions in class.

Label	Value	Frequency	Percent
Strongly Agree	1	9	100.00
Agree	2	0	0.00
Neutral	3	0	0.00
Disagree	4	0	0.00
Strongly Disagree	5	0	0.00
Total Valid		9	100.00



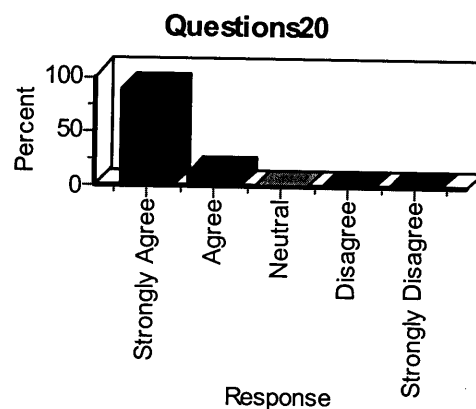
Item Analysis: I, the student was challenged intellectually by this class.

Label	Value	Frequency	Percent
Strongly Agree	1	6	66.67
Agree	2	2	22.22
Neutral	3	0	0.00
Disagree	4	1	11.11
Strongly Disagree	5	0	0.00
Total Valid		9	100.00



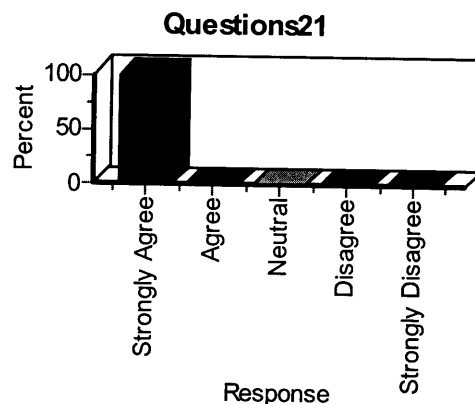
Item Analysis: I, the student felt that my instructor really cared about student progress.

Label	Value	Frequency	Percent
Strongly Agree	1	8	88.89
Agree	2	1	11.11
Neutral	3	0	0.00
Disagree	4	0	0.00
Strongly Disagree	5	0	0.00
Total Valid		9	100.00



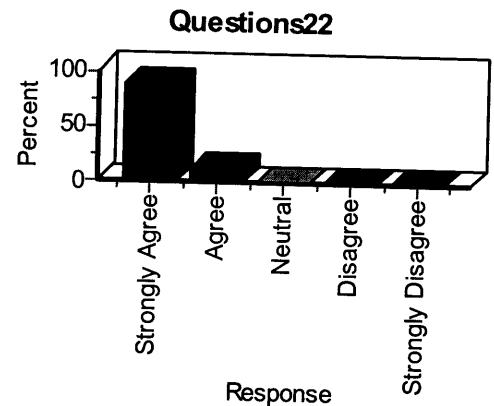
Item Analysis: I, the student felt free to express myself in class.

Label	Value	Frequency	Percent
Strongly Agree	1	9	100.00
Agree	2	0	0.00
Neutral	3	0	0.00
Disagree	4	0	0.00
Strongly Disagree	5	0	0.00
Total Valid		9	100.00



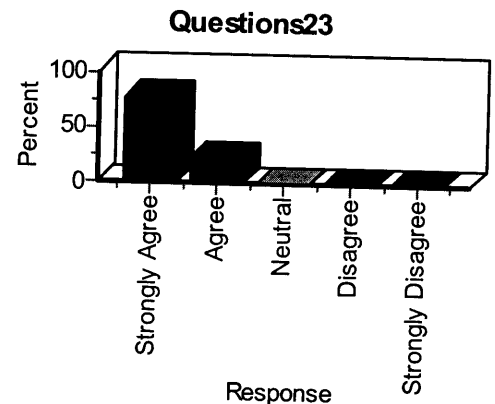
Item Analysis: I, the student had my interest in the subject matter stimulated by this class.

Label	Value	Frequency	Percent
Strongly Agree	1	8	88.89
Agree	2	1	11.11
Neutral	3	0	0.00
Disagree	4	0	0.00
Strongly Disagree	5	0	0.00
Total Valid		9	100.00



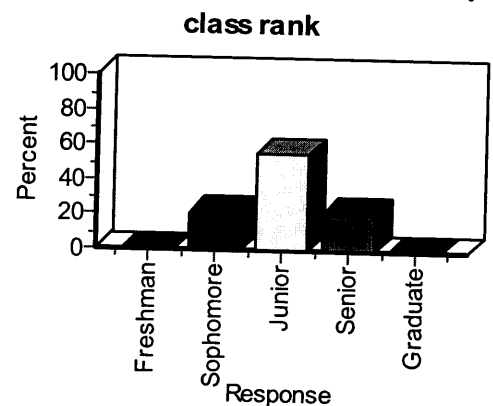
Item Analysis: I, the student would recommend this course to other students.

Label	Value	Frequency	Percent
Strongly Agree	1	7	77.78
Agree	2	2	22.22
Neutral	3	0	0.00
Disagree	4	0	0.00
Strongly Disagree	5	0	0.00
Total Valid		9	100.00



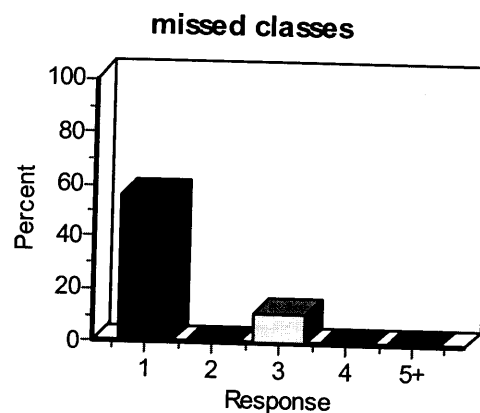
Item Analysis: I am a (Freshman, Sophomore, Junior, Senior, Graduate)

Label	Value	Frequency	Percent
Freshman	1	0	0.00
Sophomore	2	2	22.22
Junior	3	5	55.56
Senior	4	2	22.22
Graduate	5	0	0.00
Total Valid		9	100.00



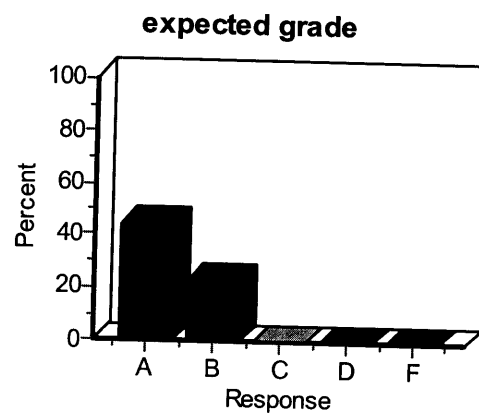
Item Analysis: I missed class(es) during the semester.

Label	Value	Frequency	Percent
	1	5	55.56
	2	0	0.00
	3	1	11.11
	4	0	0.00
	5+	0	0.00
Total Valid		6	100.00



Item Analysis: I expect my grade to be.

Label	Value	Frequency	Percent
A	1	4	44.44
B	2	2	22.22
C	3	0	0.00
D	4	0	0.00
F	5	0	0.00
Total Valid		6	100.00



Please describe below what you think about your instructor's overall ability to teach the particular subject and the method of instruction (lecture, discussion, debate, practice exercises, etc.) which was used. This is also an opportunity for you to comment on such things as your instructor's use of textbooks and other written materials, blackboard, overhead projector, films or video and audio tapes.

Suggestions for improvement are also welcome.

- Great professor
- would recommend to others
- wouldn't change a thing

Please describe below what you think about your instructor's overall ability to teach the particular subject and the method of instruction (lecture, discussion, debate, practice exercises, etc.) which was used. This is also an opportunity for you to comment on such things as your instructor's use of textbooks and other written materials, blackboard, overhead projector, films or video and audio tapes.

Suggestions for improvement are also welcome.

I wouldn't change anything about the course content. I thought everything was well organized and very clear.

Please describe below what you think about your instructor's overall ability to teach the particular subject and the method of instruction (lecture, discussion, debate, practice exercises, etc.) which was used. This is also an opportunity for you to comment on such things as your instructor's use of textbooks and other written materials, blackboard, overhead projector, films or video and audio tapes.

Suggestions for improvement are also welcome.

Although I recognized that the class deals with many received forms and therefore lecture is required. I would like to see more time in workshop.

Please describe below what you think about your instructor's overall ability to teach the particular subject and the method of instruction (lecture, discussion, debate, practice exercises, etc.) which was used. This is also an opportunity for you to comment on such things as your instructor's use of textbooks and other written materials, blackboard, overhead projector, films or video and audio tapes.

Suggestions for improvement are also welcome.

I really enjoyed this course. I learned a lot more than I thought I would and I give all the credit to Professor Samers-Willet.

I guess I have a hard time with not knowing any grades or where I stand in the course.

Overall, great class, great learning atmosphere.

Thanks! ☺

Please describe below what you think about your instructor's overall ability to teach the particular subject and the method of instruction (lecture, discussion, debate, practice exercises, etc.) which was used. This is also an opportunity for you to comment on such things as your instructor's use of textbooks and other written materials, blackboard, overhead projector, films or video and audio tapes.

Suggestions for improvement are also welcome.

- class was very informative & helpful
- would have liked another week or so of formal style/lecture instead of diving into writing every week

Please describe below what you think about your instructor's overall ability to teach the particular subject and the method of instruction (lecture, discussion, debate, practice exercises, etc.) which was used. This is also an opportunity for you to comment on such things as your instructor's use of textbooks and other written materials, blackboard, overhead projector, films or video and audio tapes.

Suggestions for improvement are also welcome.

This class connected me with my own writing, and poetry in general, in a stronger manner than any other life experiences. Although ~~is~~ this was a writing class, I also ~~became~~ became a better reader from this course. Somers Willett makes me proud to be a writer and a student at this university. My growth as a writer is important to me, and I can tell it is important to her as well.

Please describe below what you think about your instructor's overall ability to teach the particular subject and the method of instruction (lecture, discussion, debate, practice exercises, etc.) which was used. This is also an opportunity for you to comment on such things as your instructor's use of textbooks and other written materials, blackboard, overhead projector, films or video and audio tapes.

Suggestions for improvement are also welcome.

less reading of text, more reading
of poems.

Please describe below what you think about your instructor's overall ability to teach the particular subject and the method of instruction (lecture, discussion, debate, practice exercises, etc.) which was used. This is also an opportunity for you to comment on such things as your instructor's use of textbooks and other written materials, blackboard, overhead projector, films or video and audio tapes.

Suggestions for improvement are also welcome.

This class was amazing. I learned so much about form and accepted forms of poetry. Lectures were helpful. Workshop was very helpful for my growth as a student ; writer.

Some suggestions, I would like more audio. I think it's important to hear how the poetry sounds. I found the class to be informative. As for examples, I think you gave the perfect amount. I would have liked for the class to be longer with end date.

thank you!

Please describe below what you think about your instructor's overall ability to teach the particular subject and the method of instruction (lecture, discussion, debate, practice exercises, etc.) which was used. This is also an opportunity for you to comment on such things as your instructor's use of textbooks and other written materials, blackboard, overhead projector, films or video and audio tapes.

Suggestions for improvement are also welcome.

This isn't so much a comment on/for the professor, but for my classmates. We were supposed to do the assigned readings for class, but not many ever did. I wished they had because then we could have spent less class time reading the readings.

Dr. Somers-Willett is AMAZING! she always makes herself available to her students, and she single-handedly sparked my interest in poetry.